











Part Nr	Item Description	
7159SA	Dual foot air chuck (closed end ¼ N.P.T. female)	
7340SA	Dual foot air chuck (open end ¼ N.P.T. female)	
5265	Sleeve type clip-on air chuck closed end (Standard bore)	
4660A	Sleeve type clip-on air chuck closed end (Large bore)	
34832-09	Clip-on air chuck open end (Standard bore)	
34834-01	Clip-on air chuck open end (Large bore)	
34833-07	Clip-on air chuck (open end) Heavy Duty	
34833-08	Clip-on air check (closed end) Heavy Duty	
GAV60E	Clip-on Connector 8mm GAV	
GAV60E-1	Valve Stem Tyre Connector Long 8mm Double Side End	
GAV60E-1 6	Valve Stem Tyre Connector Long 6mm Double Side End	
GAV60E-2	Double Tyre Connector Long with Grip 8mm	
SG SS-28	Air Chuck 1/4" Auto Stop/Start	

REDUCING ADAPTORS (Large Bore to Standard)

Part Nr	Item Description	
1758	Male Thread - fits into large valve core threads T.R. No. AD-1	
1451B	Female bore valve cap threads T.R. No. AD-1	

Contact Us

Telephone: +27 71 868 8144

Email: info@mincoproducts.co.za